




# Talavera Junior School

## Year 3 Newsletter

### Autumn 1 - Digging Up The Past



#### WELCOME TO YEAR 3

We are extremely excited to welcome you all into Year 3 and we hope that this will be a fantastic year. We have planned for many exciting learning opportunities this year including: trips, a workshop and hands-on learning experiences that we cannot wait to share with you. Our first workshop this year is linked to the Stone Age and it will take place at Talavera Junior School on **Monday 12<sup>th</sup> September** where the children will get to come to school dressed as a person from the Stone age period. Throughout the day, we will participate in a range of exciting and engaging activities to launch our History topic on the Stone, Bronze and Iron Ages where the children will learn the similarities and differences between these periods.

This knowledge will then be applied to our Design Technology project on Healthy Living. In addition to this, our English lessons for the next term will be based on texts that include a prehistoric theme. In Computing, your children will learn how to program a range of software using coding. Many children find this topic particularly fascinating and we welcome any additional home learning that the children may wish to share with us.

Our first school trip will be in **Autumn 2** to **Fishbourne Palace (Thursday 10<sup>th</sup> November)**. Look out for a letter later this half term which gives you more details regarding this trip.

#### Stimulus - Stone Age Workshop


##### English:

Where The Wild Things Are  
Stone Age Boy



##### Class Reader:

Sir Scallywag and the Deadly Dragon Poo  
The First Drawing



Science - Rocks and Soils

Computing - Scratch (coding)

DT - Healthy Living

French - We're Off To France!  
Greetings.

Indoor PE - Gymnastics

Outdoor PE - Hockey

Art - Dragon Printing

PSHE - Keeping Safe

#### KEY DATES:

- Monday 5<sup>th</sup> September** - First day back
- W/C Monday 5<sup>th</sup> September** - NSPCC Speak Out, Stay Safe Assembly
- Monday 12<sup>th</sup> September** - Stone Age Day (workshop)
- Wednesday 28<sup>th</sup> September** - Lower School Parent spelling workshop (Invite only)
- Friday 7<sup>th</sup> October**—House Event (Tug of War)
- Monday 10<sup>th</sup> October** - Fijian Day
- Wednesday 12<sup>th</sup> October** - Times table parent workshop 3:30-4:15pm
- Thursday 13<sup>th</sup> October** - Times table parent workshop 6:00-6:45pm
- Friday 14<sup>th</sup> October** - Parents Vs Kids Rugby
- Friday 21<sup>st</sup> October** - Last day of half-term
- Thursday 3<sup>rd</sup> November** - Lower School Parent reading workshop (Invite only)
- Thursday 10<sup>th</sup> November**—Fishbourne Roman Palace trip

#### Homework:

Parent support is crucial to a child's education. By working together, we can support your child to make great progress.

In Year 3, homework consists of a weekly Mathematics (online - My Maths) and an English task (paper sheet). Both are set on a Monday and due in the following Monday.

Spellings will be sent home on a Monday on a spelling label. Children are tested on these words on a Friday. We also ask that you continue to practise times tables recall with your children regularly and to use TT Rockstars. Watch out for our TT Rockstar battles between classes!

Finally, we ask that you ensure your child is reading either a school book or a book from home (if your child is a free reader) at least 3 times per week and that this is recorded in their reading record and signed by an adult.


Thank you in advance for your support and cooperation. If you have any questions or concerns, do not hesitate to contact your child's teacher.



# Talavera Junior School

## Year 3 Newsletter

### Autumn 1 - Digging Up The



#### Physical Education:

P.E. is a vital part of our curriculum, a government requirement and a subject our children enjoy. However, to ensure children are able to fully participate, it is vital that children remember their PE kit. Although we understand some children wear their P.E. kit to clubs, their kit should be in school **every day**. Children should bring their kit in on Mondays and take them home to be washed on Fridays. Below is a reminder of the P.E. days for Year 3.

<u>Bengal Tigers</u>	<u>Green Turtles</u>	<u>Emperor Penguins</u>	<u>Blue Whales</u>
Tuesday (Outdoor) Wednesday (Indoor)	Tuesday (Outdoor) Wednesday (Indoor)	Wednesday (Indoor) Friday (Outdoor)	Monday (Indoor) Friday (Outdoor)

#### Talavera Smart

Please see below the reminder of school uniform expectations which was previously sent out in July. Upon your child starting, please ensure all uniform and PE kit is named to avoid lost items!

#### PE kit



Here is an example of our indoor PE uniform.

For outdoor PE, in cold weather, children can wear red or black jumpers. They can also wear leggings or tracksuit bottoms.

Please make sure that your child has socks and trainers as part of their outdoor PE kit too.

#### Talavera Smart

Please see the photo of our school uniform.

Red school jumper, branded from Edgar Jerome.

White polo shirt

Black skirt, shorts or trousers

Please note: leggings are not school uniform.



#### School shoes

Your child needs to wear plain, black shoes. Please see some examples below. Contact us if you're not sure.



#### Coats

Please ensure you child has a coat—the weather can be unpredictable!

#### Morning Snack and Packed Lunches

We recommend that your child has a mid-morning snack at break time to ensure they can learn effectively. Without this, children's energy levels drop noticeably resulting in reduced concentration. In line with our healthy school policy, this snack should be a piece of fruit or vegetable. Cereal bars (that do not contain yogurt or chocolate coating) and healthy oat based snacks are also allowed. **These snacks and packed lunches must not contain nuts.** The children can buy a healthy snack at break time if you prefer. Packed lunches must also be healthy. If you are struggling, please do not hesitate to contact the school.

